

Sold



Inverell
rdr.



LOTS 127 & 94 MONTANA

PROUDLY SOLD

LOT: 127

AREA : 129 ha (320 ac)

Situated 61 km North of Inverell, 4.5 hours from Brisbane and 3.5 hours from East Coast.

Mail 5 times per week.

Air Service : Armidale to Sydney.

Inverell is one of the major shopping and service centres in Northern NSW

360 Degree spectacular Panoramic views.

Incredibly scenic, abundant wildlife.

LOT: 94

AREA : 123 HA (305 ac)

Situated 61 km north of Inverell, 4.5 hours from Brisbane and 3.5 hours from East Coast.




Mail 5 times per week.

Airport - Armidale - Sydney

Inverell is one of the major shopping and service centres of northern NSW.

Suit a variety of uses - camping, grazing, abundant wildlife.

Benefits from Sawpit Creek, includes 2 dams.

 1  1  252.00ha

Price	SOLD
Property Type	Residential
Property ID	58
Land Area	252.00 ha

Agent Details

Wally Duff - 0427 546 146

Office Details

RDR Real Estate
24 Otho St Inverell, NSW, 2360
Australia
02 6722 5500

rdr. rural district residential
real estate

The above information provided has been furnished to us by the vendor/s. We have not verified whether or not that information is accurate and do not have any belief in one way or the other in its accuracy. We do not accept any responsibility to any person for its accuracy and do no more than pass it on. All interested parties should make and rely upon their own inquiries in order to determine whether or not this information is in fact accurate.

